

DRUG-RELATED BEHAVIORS

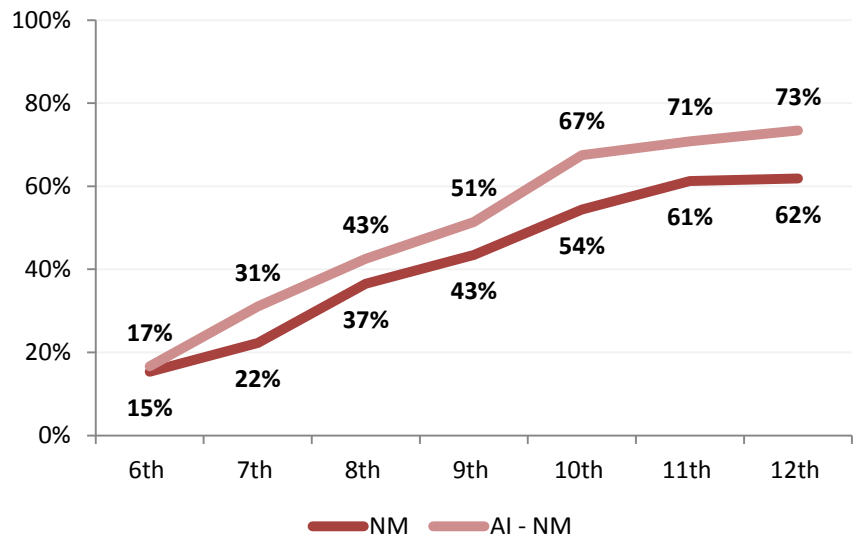
among American Indian Youth in New Mexico 2011



This fact sheet presents data on drug-related behaviors among American Indian (AI) high school and middle school students in New Mexico. Comparisons are also made between the New Mexico AI student population and the all-race student population of New Mexico. The data comes from the 2011 NM Youth Risk and Resiliency Survey (YRRS), which seeks to better characterize risk behaviors and protective factors among youth in New Mexico.

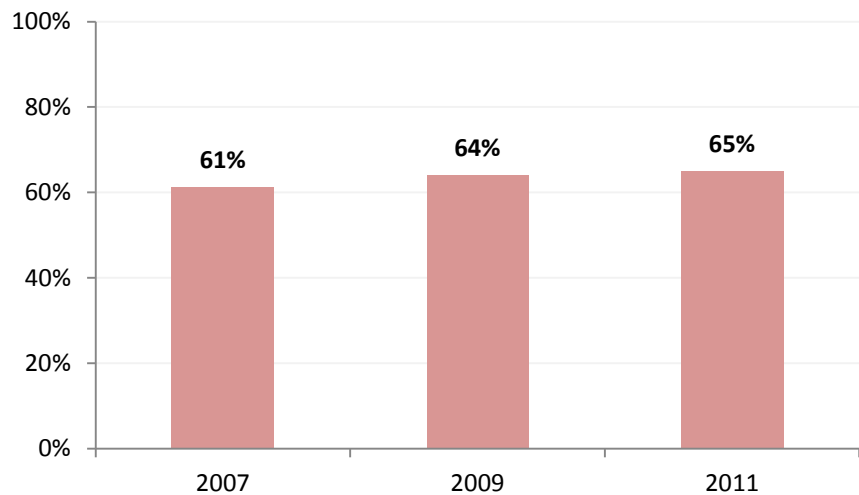
New Mexico Students who have Tried Drugs* by Grade

A higher percentage of American Indian youth have tried drugs in comparison to the statewide New Mexico youth population. While there is only a 2% difference between the two populations in 6th grade, the difference increases throughout middle school and high school. The difference is statistically significant for grades 10-12.



American Indian High School Students who have Tried Drugs* by Year

In 2011, 65% of American Indian high school students had ever tried drugs. From 2007 to 2011, there was a slight increase in the percent of American Indian students that have tried any drugs. This increase is not statistically significant.



*DRUGS

Grades 6 – 8 drug use includes: marijuana, cocaine, prescription drugs, painkillers, inhalants, and illegal injectable drugs. Grade 9 – 12 drug use includes: marijuana, cocaine, heroin, methamphetamines, ecstasy, prescription drugs, painkillers, inhalants, and injectable drugs.

DRUG-RELATED BEHAVIORS

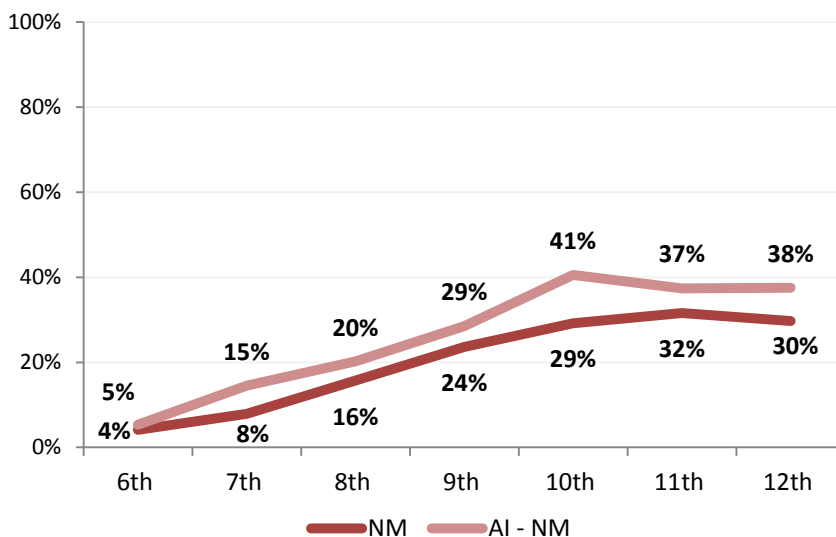
among American Indian Youth in New Mexico 2011



MARIJUANA

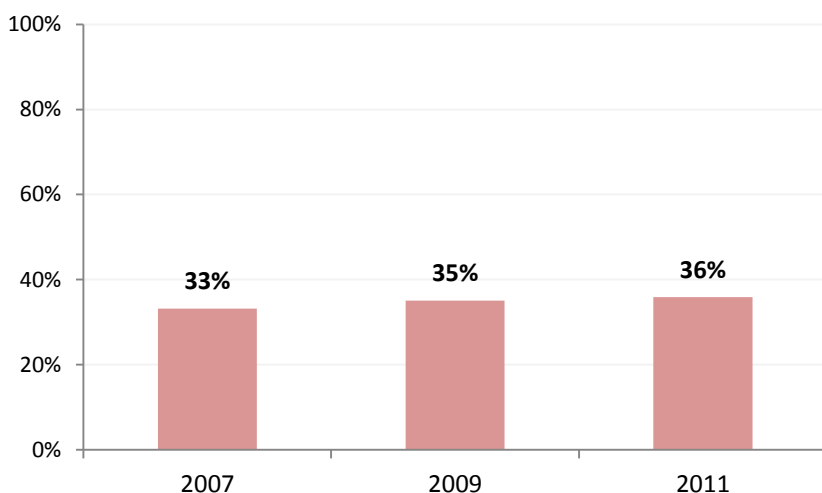
New Mexico Students who are Current Marijuana Users by Grade

A higher percentage of American Indian youth have used marijuana in the past 30 days compared to the statewide New Mexico youth population in all grades (6 – 12). This difference was statistically significant for 10th and 12th grades. Current marijuana use among American Indian students increases through middle and high school, peaking in the 10th grade (41%).



American Indian High School Students who are Current Marijuana Users by Year

There has been a slight increase in current marijuana use among American Indian high school students from 2007 - 2011. The increase was not statistically significant.



46% OF AMERICAN INDIAN HIGH SCHOOL STUDENTS BELIEVE IT WOULD BE VERY EASY TO GET MARIJUANA

DRUG-RELATED BEHAVIORS

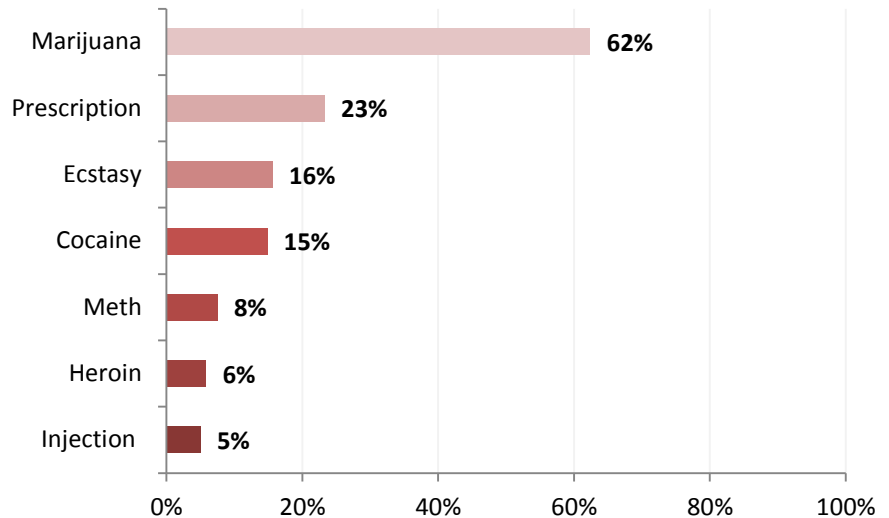
among American Indian Youth in New Mexico 2011



HIGH SCHOOL

Types of Drugs Tried by American Indian High School Students

In 2011, marijuana was the most commonly tried drug among American Indian (AI) high school students. Over half of all AI students (62%) have ever tried marijuana. Prescription drug use was the second most commonly tried drug at 23%. Current marijuana users were also significantly more likely to have experimented with other drugs, including: prescription drugs (42%), ecstasy (29%), cocaine (28%), meth (12%), and heroin (10%).



Protective Factors* against Marijuana Use

- Student believes people face great risk from regularly using marijuana
- Parents believe marijuana use is wrong
- Never skipped class
- Gets mostly A's and B's
- Student believes regular alcohol use by peers is wrong
- Parents know where student is and with whom
- Family has clear rules about drug and alcohol use

Risk Factors* of Marijuana Use

- Most or all of their close friends have used drugs
- Current hookah user
- Binge drank (5+ consecutive drinks) in the last 30 days
- Skips school at least once a week
- Current drinker

**All risk and protective factors were statistically significant and are listed in order from strongest to weakest influence on marijuana use*

68% OF AMERICAN INDIAN HIGH SCHOOL STUDENTS KNOW AN ADULT WHO USED DRUGS IN THE PAST YEAR

DRUG-RELATED BEHAVIORS

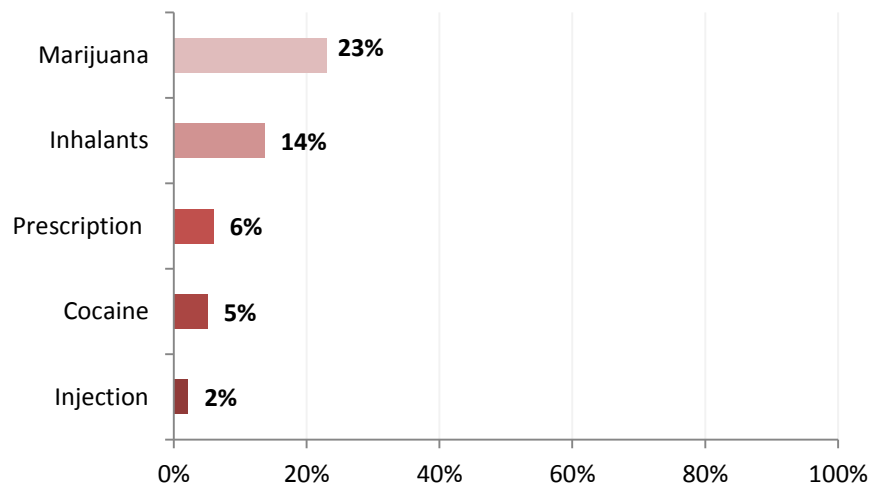
among American Indian Youth in New Mexico 2011



MIDDLE SCHOOL

Types of Drugs Tried by American Indian Middle School Students

In 2011, marijuana was the most commonly tried drug among American Indian middle school students. Almost 1 in 4 AI students had tried marijuana (23%). The second most tried drug was inhalants, with more than 1 in 10 AI students trying an inhalant (14%). Current marijuana users were significantly more likely to have experimented with other drugs, including: inhalants (37%), prescription drugs (25%), and cocaine (19%).



Protective Factors* against Marijuana Use

- Gets mostly A's and B's
- Parents know where student is and with whom
- Student believes secondhand smoke is harmful

Risk Factors* of Marijuana Use

- Current smoker
- Ever drank alcohol
- Ever used painkillers to get high
- Friends get into a lot of a trouble
- Gets mostly D's and F's
- Have been in a physical fight

*All risk and protective factors were statistically significant and are listed in order from strongest to weakest influence on marijuana use

Online Resources for Students, Parents, and Communities:

We R Native: A comprehensive online health resource for Native youth, by Native youth.

www.wernative.org

NIDA for Teens: A website for teens by the National Institute on Drug Abuse addressing the science behind drug use.

<http://teens.drugabuse.gov/>

Partnership for Drug Free Kids: A website that aims to reduce teen substance abuse and support families impacted by addiction.

<http://www.drugfree.org/>

Preventing Drug Abuse among Children: A drug abuse prevention guide for parents, educators and community leaders

<http://www.drugabuse.gov/sites/default/files/preventingdruguse.pdf>