

VIOLENCE

Among American Indian Youth in New Mexico

2019 New Mexico Youth Risk and Resiliency Survey



This fact sheet presents data from the 2019 New Mexico Youth Risk and Resiliency Survey (NM YRRS) on violence-related behaviors among American Indian/Alaska Native (AI/AN) students in grades 6 - 12. The overarching aim of the NM YRRS is to better characterize risk behaviors and resiliency, or protective factors among youth in New Mexico.

Youth violence is the intentional use of physical force or power by young people (ages 10-24) to threaten or harm others¹

Violence-Related Behaviors among AI/AN Students, 2019

Bullying on School Property



- 15% of AI/AN high school (HS) students reported being bullied at school in the past year
- Almost half of all AI/AN middle school (MS) students reported being bullied at school in their lifetime

Carrying a Weapon



- 22% of AI/AN HS students reported carrying a weapon in the past 30 days
- 6% of AI/AN HS males carried a weapon school property in the past month
- 38% of AI/AN MS students reported carrying a weapon in their lifetime

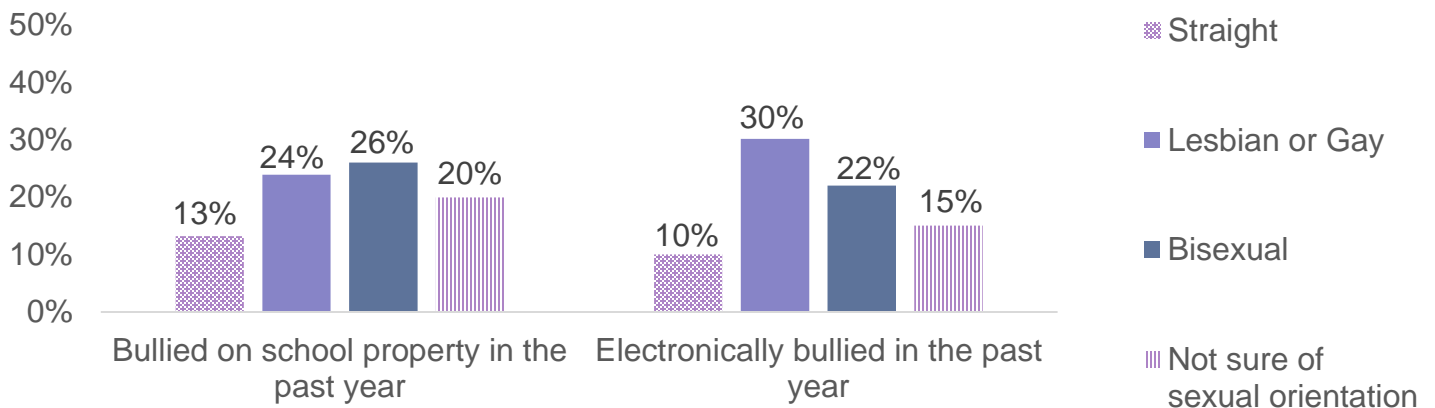
Sexual & Dating Violence



- 11% of AI/AN HS students experienced physical dating violence* in the past year
- 6% of AI/AN HS students have been forced to have sexual intercourse in their lifetime

High School

Bullying by Sexual Orientation, AI/AN HS Students, 2019



AI/AN HS students who identified as lesbian or gay experienced higher rates of electronic bullying in the past year, compared to students who identified as straight, bisexual, or were unsure of their sexual orientation. AI/AN HS students experienced higher rates of bullying on school property compared to other students.

*Physical dating violence is defined as among those who dated, was physically hurt on purpose by someone they were dating or going out with in the past 12 months

VIOLENCE

Among American Indian Youth in New Mexico

2019 New Mexico Youth Risk and Resiliency Survey

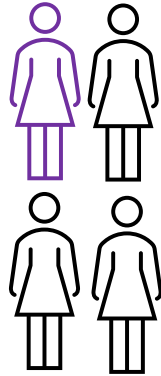


Middle School

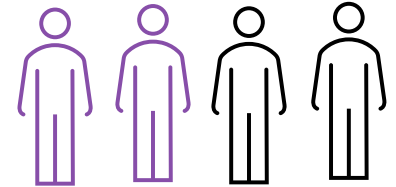
Bullying and Violence among AI/AN MS Students, 2019



In 2019, almost **60%** of AI/AN MS males reported having ever been in fight




In 2019, approximately **1 in 4** AI/AN MS females reported having ever been electronically bullied



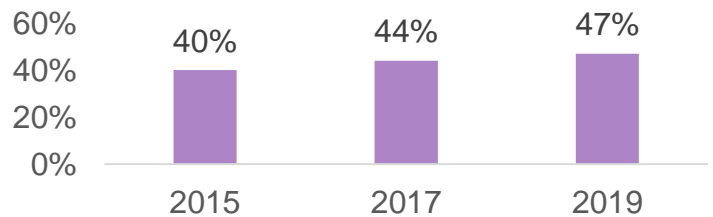
In 2019, about half of all AI/AN MS male students reported ever carrying a weapon

Teens who experience violence are at greater risk of reporting the following²

- Missing school and/or obtaining low academic grades
- Suicidal thoughts or behaviors
- Substance use
- Feeling sad or hopeless



Involvement in Physical Fights, AI/AN MS Students, 2015 - 2019



Almost half of all AI/AN MS students reported having ever been in a physical fight in 2019. This rate has increased from the 40% reported in 2015.

Resources for Youth, Communities, and Schools

StopBullying.gov

- Provides information on what bullying is, what cyberbullying is, and how you can prevent and respond to bullying, <https://www.stopbullying.gov/>

Striving to Reduce Youth Violence Everywhere (STRYVE)

- National initiative led by the CDC to prevent youth violence, <https://www.cdc.gov/violenceprevention/youthviolence/stryve/index.html>

References:

1. Centers for Disease Control and Prevention, Preventing Youth Violence, CDC.gov
2. Centers for Disease Control and Prevention, Violence Impacts Teens' Lives, CDC.gov